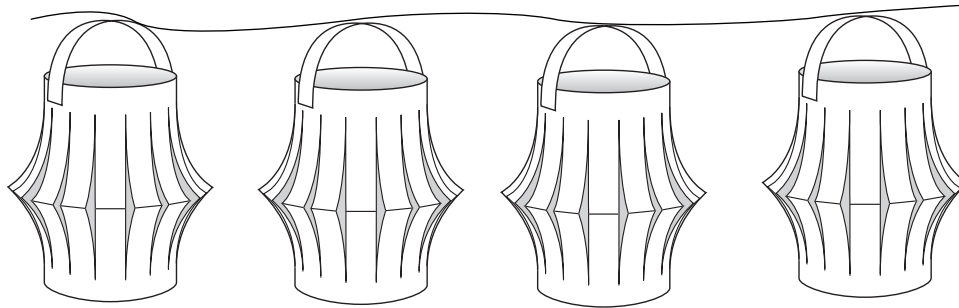


Winter Holidays Worksheets

Name _____ Date _____

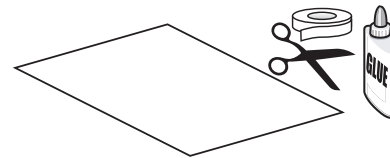
Chinese New Year is a very important holiday in China. It is celebrated in late January to early February (depending on the year). Chinese New Year starts on a new moon and ends with the lantern festival on the full moon 15 days later.

PREK/K • 03

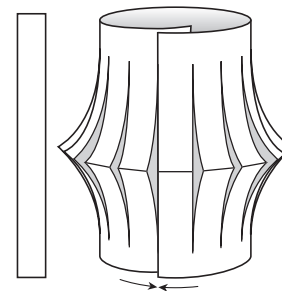
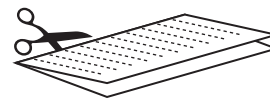
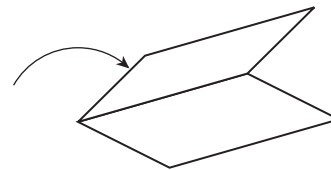


Materials:

- Colored construction paper or gift wrap
- Scissors
- Glue, tape, or stapler



1. Take a rectangular sheet of colored construction paper or gift wrap and fold it in half, lengthwise.
2. Make a series of cuts (about 10) along the fold line. Don't cut all the way to the edge of the paper.
3. Open the paper. Put the short ends of the paper together.
4. Staple, tape, or glue the short ends together.
5. Finally, cut out a strip of construction paper. Attach both ends to the top of the lantern to make a handle.



WINTER HOLIDAYS • CHINESE LANTERN

Instructions: Help students follow the steps listed above to create a Chinese lantern.